

Forsta Visualizations December 2025 Release



Forsta Visualizations December 2025 Release..... 1

 1. Introduction..... 3

 2. StoryTeller..... 4

AI Summary – Exclusion list for topics generation 4

Translate Scatter and Bubble labels 5

User Interface refresh..... 6



1.Introduction

This document describes new and improved features in the Forsta Visualizations December 2025 Release.

If you would like to know more about these features, please contact the support team at visualizationsSupport@forsta.com and they will be able to assist you.

Best Regards,
Forsta Team



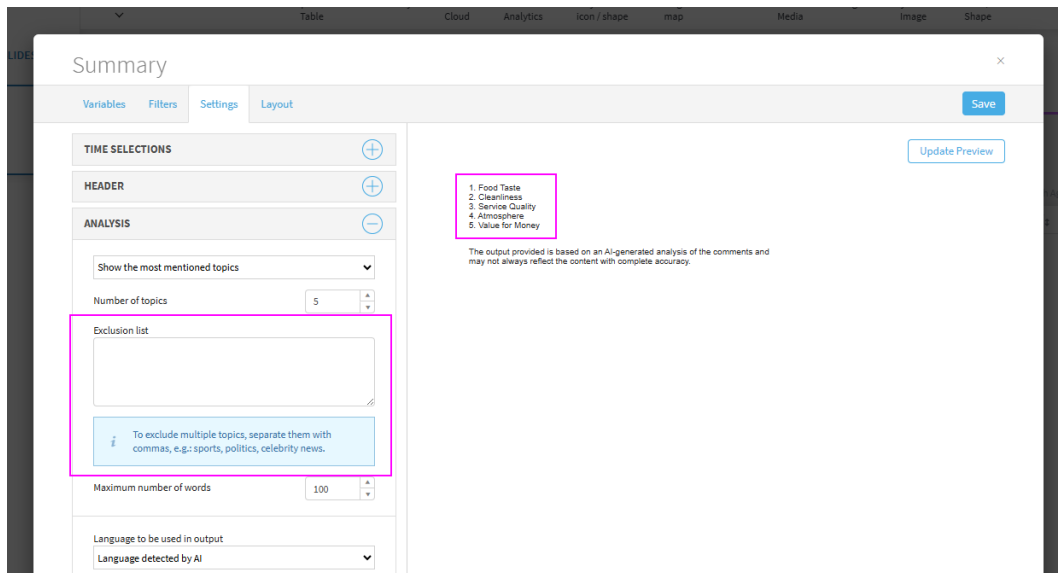
2. StoryTeller

AI Summary – Exclusion list for topics generation

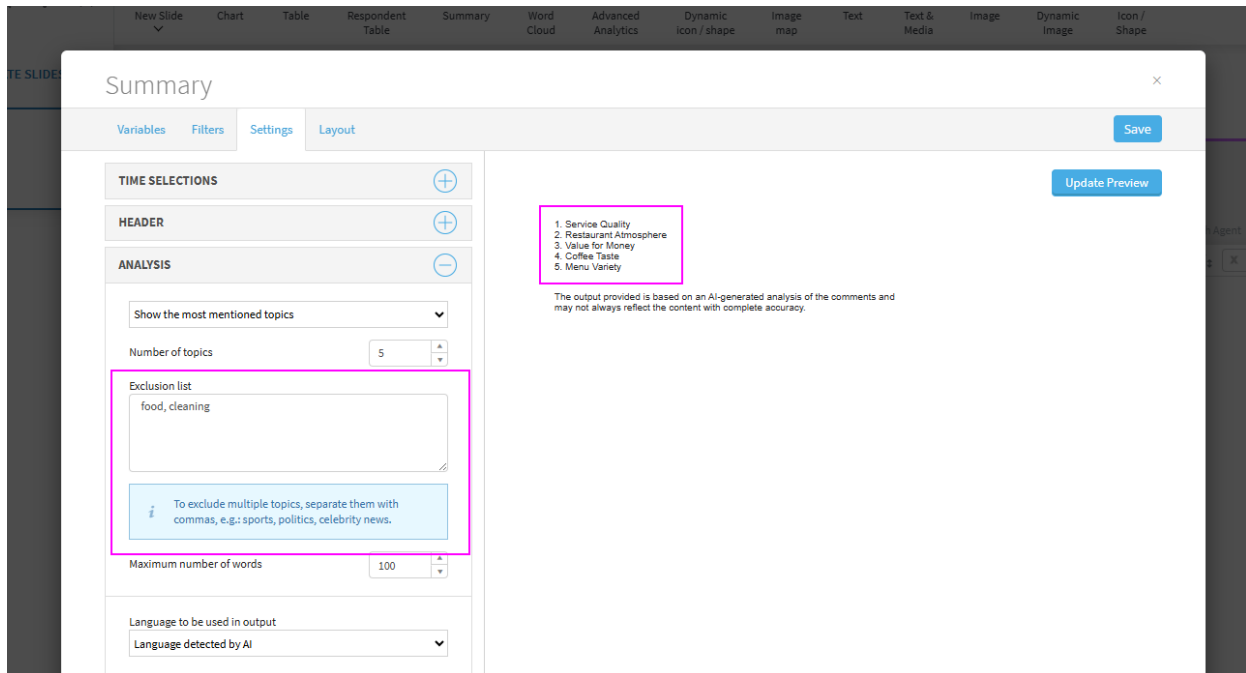
When generating AI-driven topic outputs in the Summary object, it has previously not been possible to exclude specific topics from the results. We have now introduced an exclusion list, allowing you to define topics that should not appear in the topic output.

A new field has been added where you can specify topics that should be removed. These excluded topics are included in the prompt sent to Azure OpenAI, instructing the AI to:

- Do not include these exact topics
- Do not include synonyms or close variations of these topics
- Do not include more specific subtopics or instances of these topics
- Do not include broader categories that encompass these topics
- If a topic is semantically similar or belongs to the same specific category as an excluded topic, do not include it.



For example, if terms such as *food* or *cleaning* are added to the exclusion list, any matching or related topics will be removed from the final output.



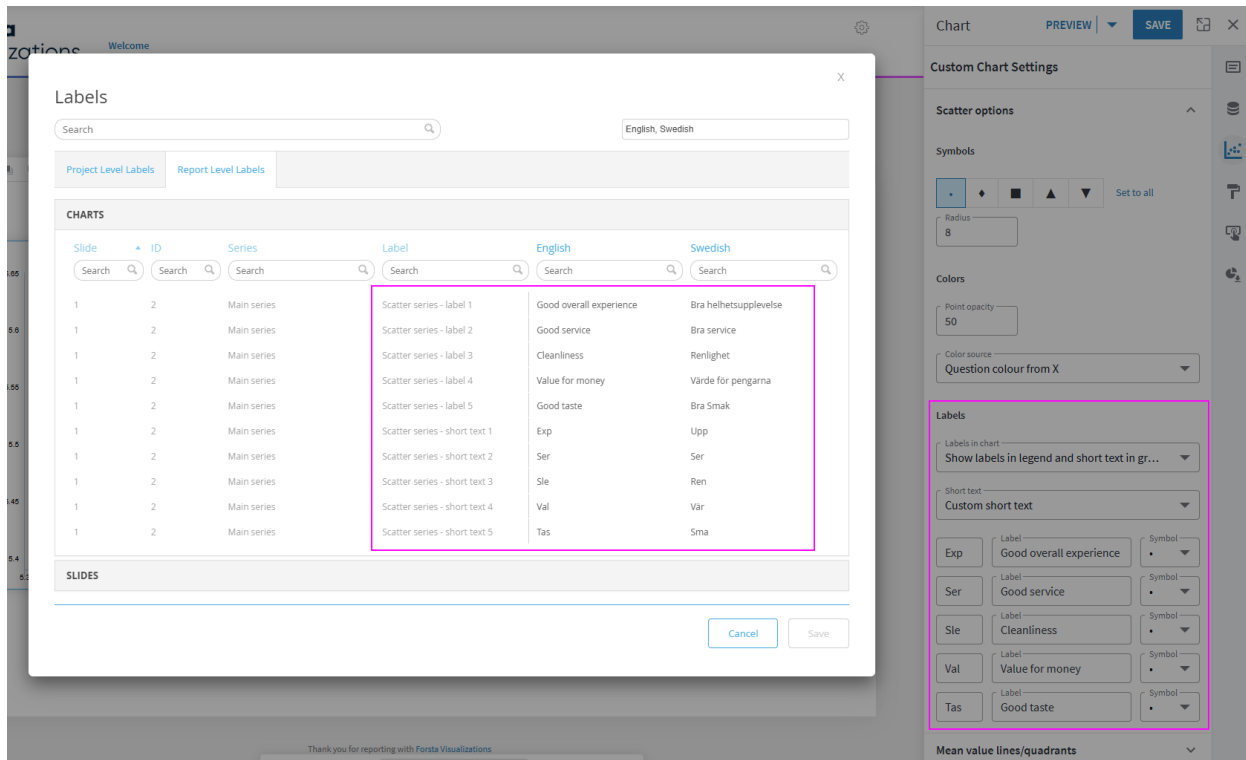
NOTE!

All filtering is performed by Azure OpenAI and may not always align perfectly with the underlying content.

Translate Scatter and Bubble labels

Labels used in Scatter and Bubble charts can now be translated within your project languages. Previously, these labels, both the main label text and the optional short text displayed in the grid - could only be edited within the object and were not included in the translation workflow.

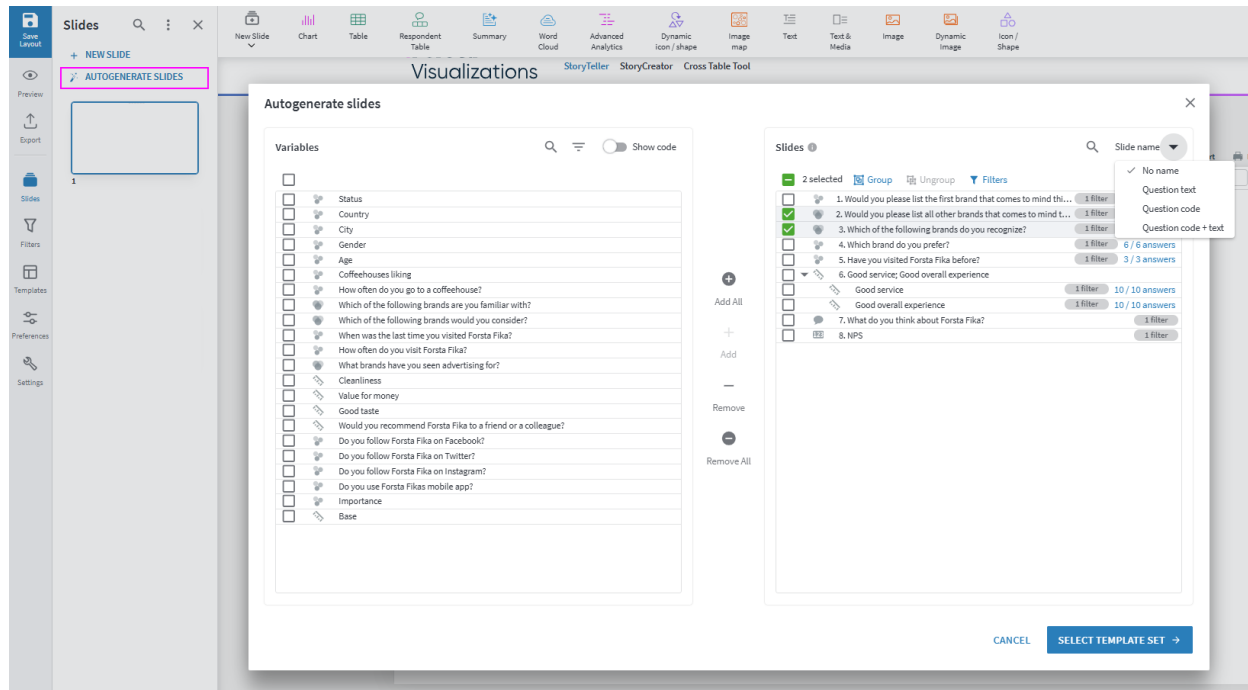
With this update, these labels are now available in the project's language settings, allowing you to provide translations for each language used in your reporting. These translations can be found under Labels within your StoryTeller or in the Download/Upload metadata file, found on the Question page, ensuring they can be managed consistently alongside other translated elements.



User Interface refresh

We have continued rolling out the refreshed StoryTeller interface, and the latest update now includes the AutoGenerate Slides workflow.

The first step, shown in the image below, in our AutoGenerate slides focuses on selecting questions and configuring groups and filters. As part of this update, we have also introduced visual chips that indicate when filters are applied to a slide, including how many filters are in use. This provides clearer oversight of your setup as you work.



The next step allows you to select the Template set that will be used for generating slides. Within this view, you can also adjust groupings and filters as needed. All available Template sets are listed in the dropdown on the right-hand side, making it easy to switch between them during configuration.



Visualizations StoryTeller StoryCreator Cross Table Tool

Autogenerate slides

Slides 9 selected (all) Group Ungroup Filters

<input checked="" type="checkbox"/>	1. Would you please list the first brand that comes to mind thinking...	1 filter	6 / 6 answers
<input checked="" type="checkbox"/>	2. Would you please list all other brands that comes to mind thinki...	1 filter	6 / 6 answers
<input checked="" type="checkbox"/>	3. Which of the following brands do you recognize?	1 filter	6 / 6 answers
<input checked="" type="checkbox"/>	4. Which brand do you prefer?	1 filter	6 / 6 answers
<input checked="" type="checkbox"/>	5. Have you visited Forsta Fika before?	1 filter	3 / 3 answers
<input checked="" type="checkbox"/>	6. Good service; Good overall experience		
<input checked="" type="checkbox"/>	Good service	1 filter	10 / 10 answers
<input checked="" type="checkbox"/>	Good overall experience	1 filter	10 / 10 answers
<input checked="" type="checkbox"/>	7. What do you think about Forsta Fika?		
<input checked="" type="checkbox"/>	8. NPS	1 filter	1 filter

Template set Estimated to generate 8 slides.

Template set Column chart

STANDARD TEMPLATE SETS

- Chart + Table
- Chart + Table - Grey
- Chart + Text Box Placeholder
- Column chart**
- Tables

YOUR TEMPLATE SETS

- Filter in Axis
- Filter in legend

Default slide Conditional slides

Numeric 1

Open ended 1

Default slide Conditional slides

Default slide Conditional slides

← BACK GENERATE SLIDES

Thank you for reporting with Forsta Visualizations